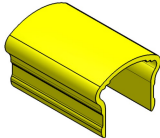
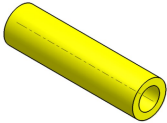
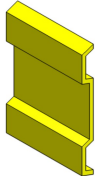


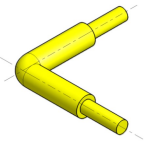

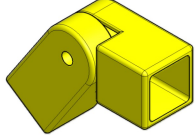

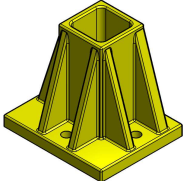


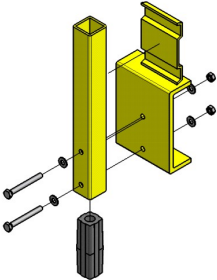



| DESCRIPTION | | Longueur | Matériau | Coloris | Poids |
|---|--|--|--|---------------|--|
|  | MAIN ERGONOMIQUE ~72x60 | 6 ml | RESINE ARMEE FIBRE DE VERRE | Jaune Gris | 1.3 Kg/ml |
|  | LISSE INTERMEDIAIRE Øext. 26 mm, Øint. 16 mm | 6 ml | | | 0.55 Kg/ml |
|  | PLINTHE 150x15x5 mm. | 6 ml | | | 1.35 Kg/ml |
|  | POTEAU 50x50x5 mm Prépercé Ø26 mm | 1.1 ml* 1.2 ml* 1.25 ml* 1.35 ml* | <u>Poteaux prépercés sur commande uniquement</u> | | 1.7 kg 1.9 Kg 2 Kg 2.2 Kg 9.6 Kg |
| | POTEAU 50x50x5 mm | 6 ml | | | |
|  | RACCORD 90° MAIN 150x150x50 SUR COMMANDE UNIQUEMENT | | RESINE ARMEE FIBRE DE VERRE | Jaune Gris | 0.25 Kg |
|  | RACCORD 90° LISSE 150x150xØ26 SUR COMMANDE UNIQUEMENT | | | | 0.20 Kg |
|  | RACCORD 90° PLINTHE 150x50x50 | | | | 0.25 Kg |
|  | RACCORD ORIENTABLE MAIN COURANTE | | PA 66 50 FV | Jaune Gris | 0.15 Kg |
|  | RACCORD ORIENTABLE LISSE Ø26 mm | | | | 0.021 Kg |

*** SUR COMMANDE UNIQUEMENT**

| DESCRIPTION | | Longueur | Matériau | Coloris | Poids |
|---|---|----------|--------------------------------|---------------|--------|
|  | EMBASE RECTANGULAIRE 150x125x135 3 PERCAGES | | RESINE ARMEE FIBRE DE VERRE | Jaune Gris | 1.3 Kg |

| DESCRIPTION | | Longueur | Matériau | Coloris | Poids |
|---|-----------------------------|----------|--------------|---------------|----------|
|  | BOUCHON MAIN ERGONOMIQUE | | PA 6.6 FV50% | Jaune Gris | 0.037 Kg |
|  | BOUCHON LISSE Ø26 mm | | PA 6.6 FV50% | Jaune Gris | 0.005 Kg |

| DESCRIPTION | | Longueur | Matériau | Coloris | Poids | |
|---|---|-------------------|-----------|--------------|-------|--------|
|  |  | RENFORT POTEAU | 40x40x175 | PA 6.6 50 FV | Noir | 0.22Kg |